

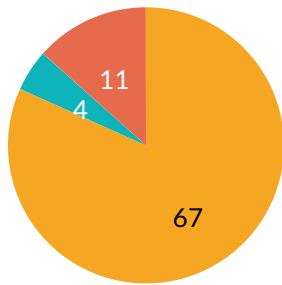


# April 2022 Report

April 1, 2022 - April 30, 2022

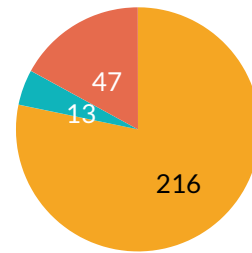
Warrants		EMS/Fire		Arrests		Total Incidents	
Active Warrants	46	EMS/Fire Calls	59	Monthly	50	Total Incidents Month	426
Cleared Warrants YTD	24	EMS/Fire Calls YTD	262	YTD	173	Total Incidents YTD	1773
						Domestic Incidents Month	29
						Domestic Incidents YTD	113

## MONTHLY ARREST CHARGES 82

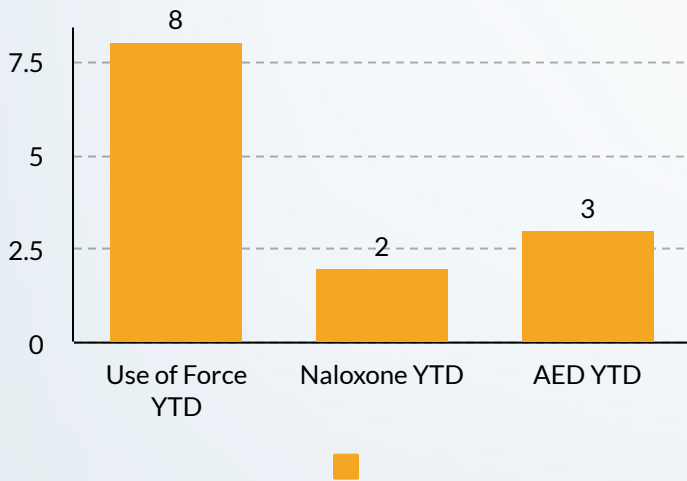


Misdemeanor (81.71%) Violation (4.88%) Felony (13.41%)

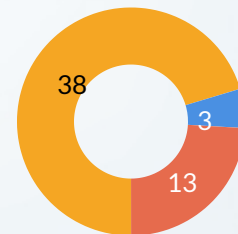
## YEAR TO DATE ARREST CHARGES 276



Misdemeanor (78.26%) Violation (4.71%) Felony (17.03%)

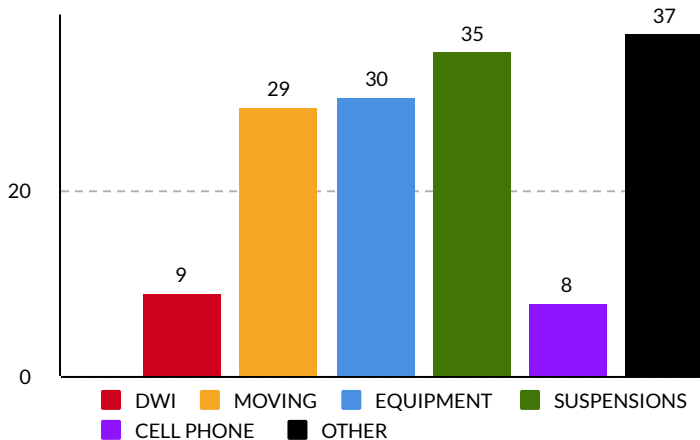


## YTD TRAFFIC CRASHES



PROPERTY DAMAGE (70.37%) PERSONAL INJURY (5.56%) HIT AND RUN (24.07%)

## MONTHLY TRAFFIC TICKETS 148



## YEAR TO DATE TRAFFIC TICKETS 566

