

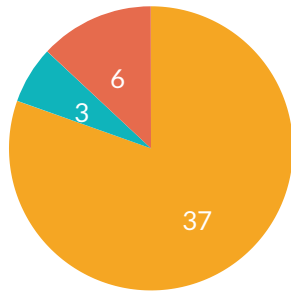


April 2023 Report

April 1, 2023 - April 30, 2023

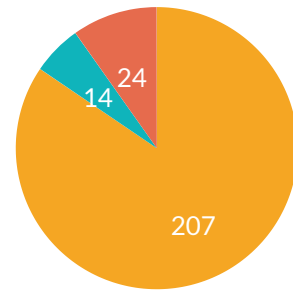
Warrants	EMS/Fire	Arrests	Total Incidents Month	Total Incidents YTD
Active Warrants 54	EMS/Fire Calls 82	Monthly 29	493	1824
Cleared Warrants YTD 26	EMS/Fire Calls YTD 279	YTD 161	Domestic Incidents Month 16	Domestic Incidents YTD 88

MONTHLY ARREST CHARGES



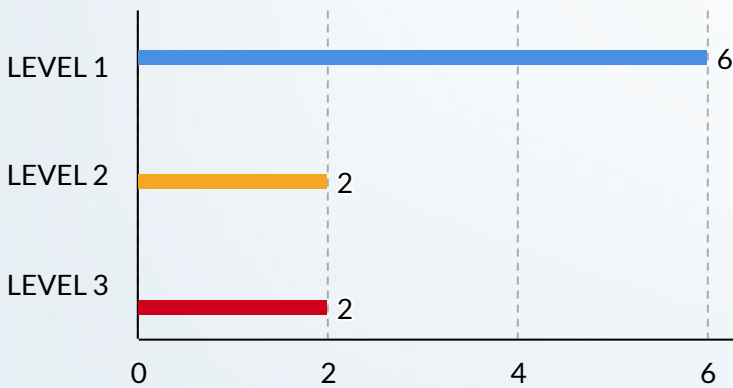
Misdemeanor (80.43%) Violation (6.52%)
Felony (13.04%)

YEAR TO DATE ARREST CHARGES

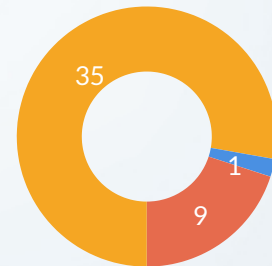


Misdemeanor (84.49%) Violation (5.71%)
Felony (9.8%)

SEX OFFENDERS

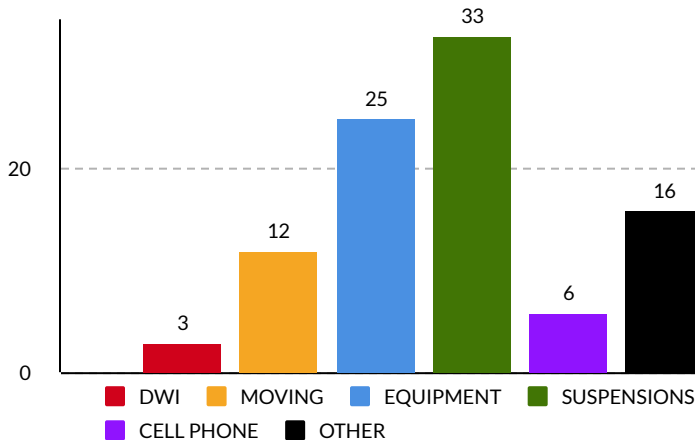


YTD TRAFFIC CRASHES



PROPERTY DAMAGE (77.78%) PERSONAL INJURY (2.22%) HIT AND RUN (20%)

MONTHLY TRAFFIC TICKETS 116



YEAR TO DATE TRAFFIC TICKETS 544

