

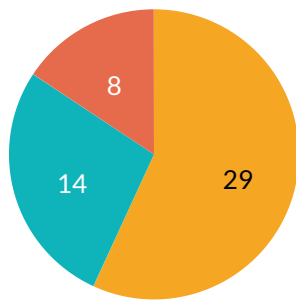


August 2022 Report

August 1, 2022 - August 31, 2022

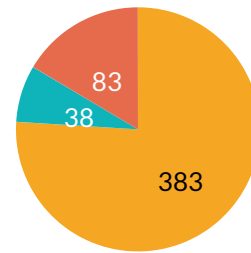
Warrants	EMS/Fire	Arrests	Total Incidents Month	Total Incidents YTD
Active Warrants 46	EMS/Fire Calls 60	Monthly 41	475	3719
Cleared Warrants YTD 60	EMS/Fire Calls YTD 521	YTD 335	Domestic Incidents Month 28	Domestic Incidents YTD 212

MONTHLY ARREST CHARGES

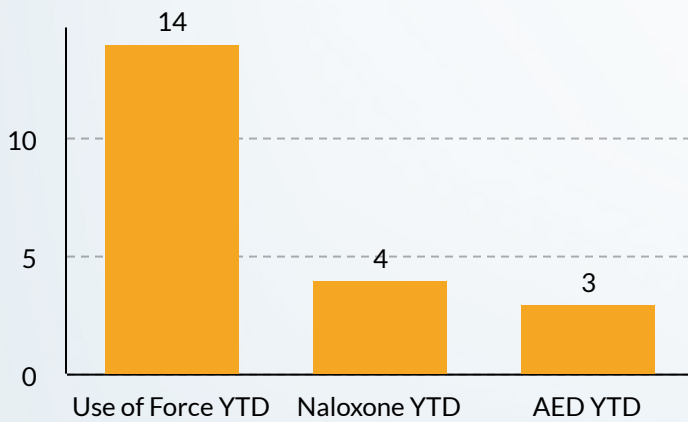


Misdemeanor (56.86%) Violation (27.45%) Felony (15.69%)

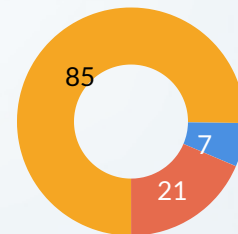
YEAR TO DATE ARREST CHARGES



Misdemeanor (75.99%) Violation (7.54%) Felony (16.47%)

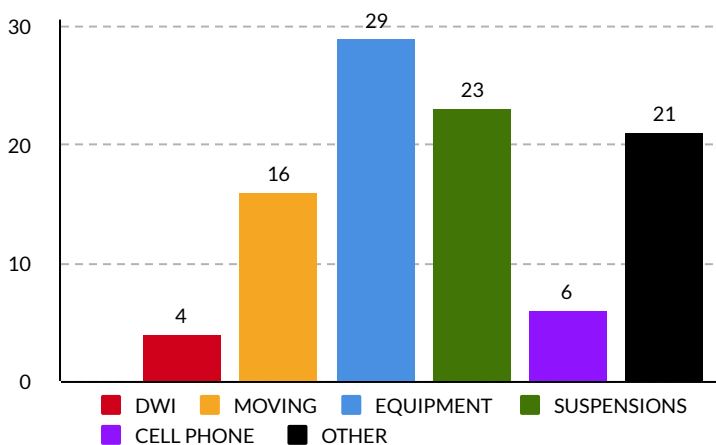


YTD TRAFFIC CRASHES



PROPERTY DAMAGE (75.22%) PERSONAL INJURY (6.19%) HIT AND RUN (18.58%)

MONTHLY TRAFFIC TICKETS 99



YEAR TO DATE TRAFFIC TICKETS 918

