

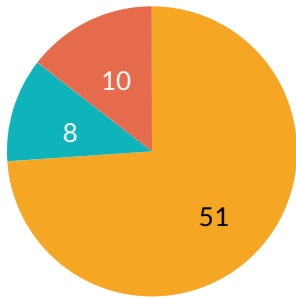
# December 2022 Report

December 1, 2022 - December 31, 2022



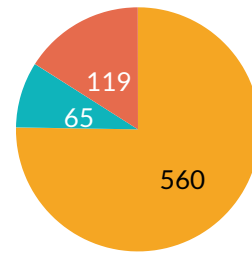
| Warrants                          | EMS/Fire                         | Arrests              | Total Incidents Month                 | Total Incidents YTD                  |
|-----------------------------------|----------------------------------|----------------------|---------------------------------------|--------------------------------------|
| Active Warrants<br><b>48</b>      | EMS/Fire Calls<br><b>67</b>      | Monthly<br><b>40</b> | <b>456</b>                            | <b>5447</b>                          |
| Cleared Warrants YTD<br><b>98</b> | EMS/Fire Calls YTD<br><b>766</b> | YTD<br><b>496</b>    | Domestic Incidents Month<br><b>31</b> | Domestic Incidents YTD<br><b>327</b> |

## MONTHLY ARREST CHARGES

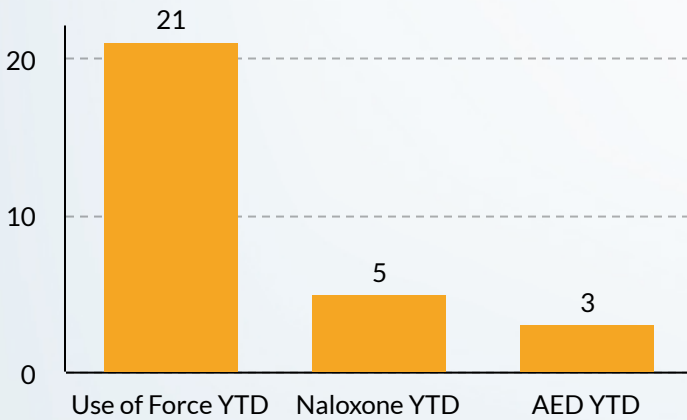


Misdemeanor (73.91%) Violation (11.59%)  
Felony (14.49%)

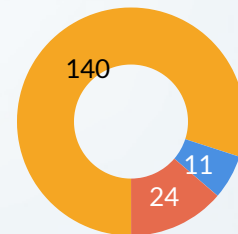
## YEAR TO DATE ARREST CHARGES



Misdemeanor (75.27%) Violation (8.74%)  
Felony (15.99%)

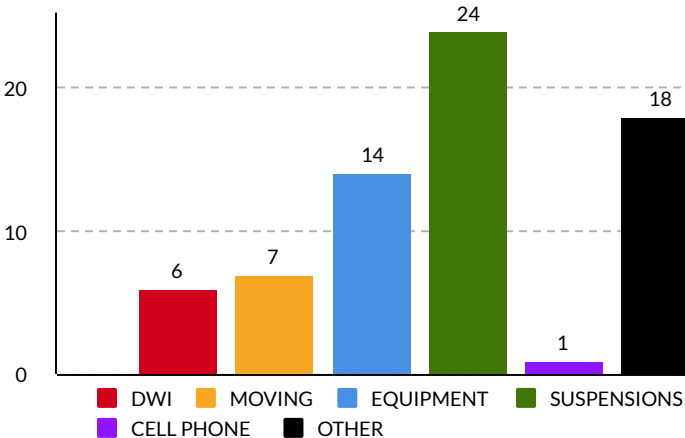


## YTD TRAFFIC CRASHES



PROPERTY DAMAGE (80%) PERSONAL INJURY (6.29%)  
HIT AND RUN (13.71%)

## MONTHLY TRAFFIC TICKETS 70



## YEAR TO DATE TRAFFIC TICKETS 1265

