

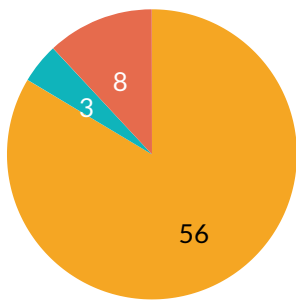


February 2023 Report

February 1, 2022 - February 28, 2022

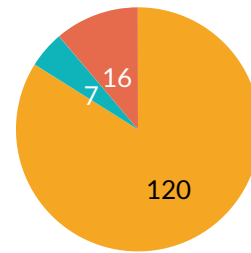
Warrants	EMS/Fire	Arrests	Total Incidents Month	Total Incidents YTD
Active Warrants 48	EMS/Fire Calls 64	Monthly 42	382	813
Cleared Warrants YTD 14	EMS/Fire Calls YTD 129	YTD 92	Domestic Incidents Month 28	Domestic Incidents YTD 57

MONTHLY ARREST CHARGES

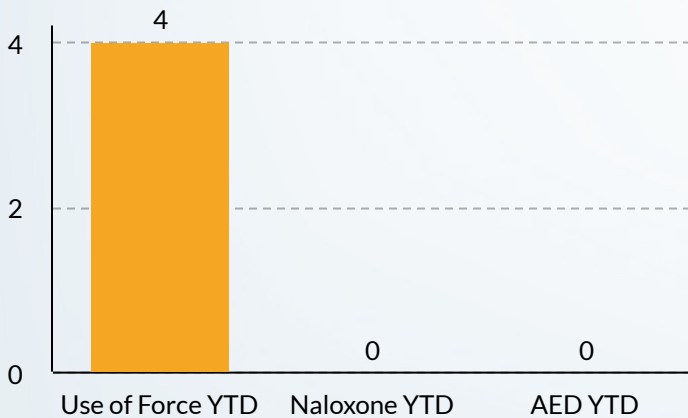


Misdemeanor (83.58%) Violation (4.48%) Felony (11.94%)

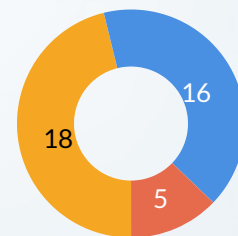
YEAR TO DATE ARREST CHARGES



Misdemeanor (83.92%) Violation (4.9%) Felony (11.19%)

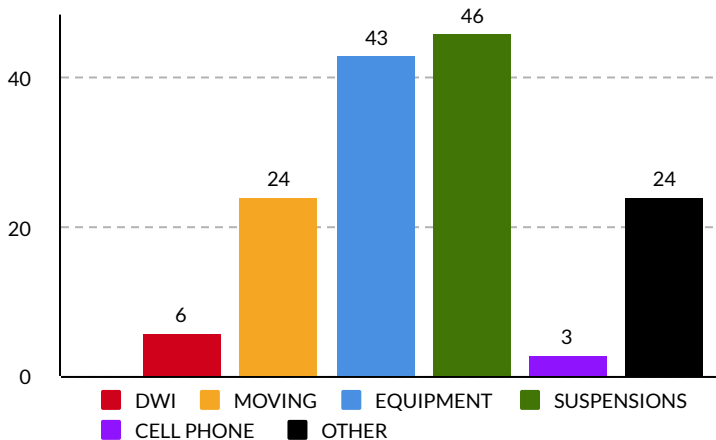


YTD TRAFFIC CRASHES



PROPERTY DAMAGE (46.15%) PERSONAL INJURY (41.03%) HIT AND RUN (12.82%)

MONTHLY TRAFFIC TICKETS 146



YEAR TO DATE TRAFFIC TICKETS 332

