

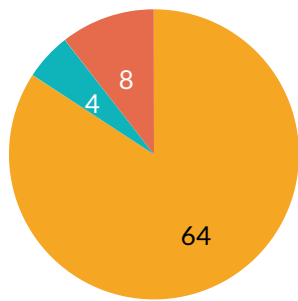
January 2023 Report

January 1, 2022 - January 31, 2022



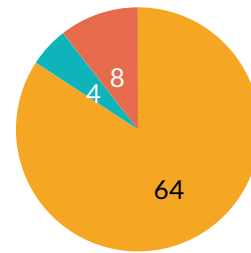
Warrants	EMS/Fire	Arrests	Total Incidents Month	Total Incidents YTD
Active Warrants 51	EMS/Fire Calls 65	Monthly 50	431	431
Cleared Warrants YTD 5	EMS/Fire Calls YTD 65	YTD 50	Domestic Incidents Month 29	Domestic Incidents YTD 29

MONTHLY ARREST CHARGES

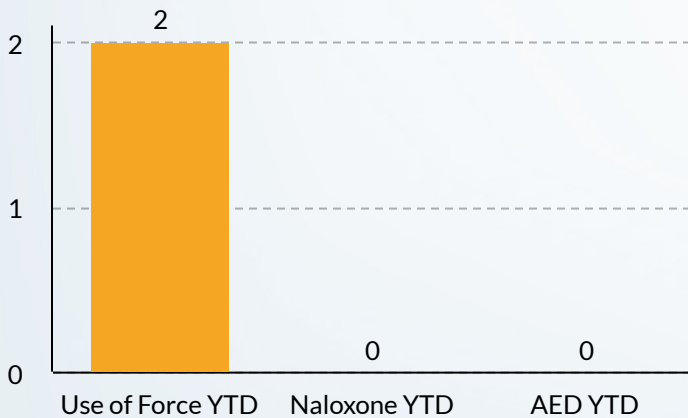


Misdemeanor (84.21%) Violation (5.26%) Felony (10.53%)

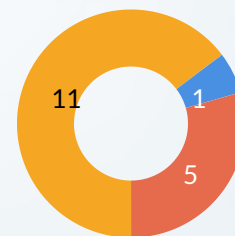
YEAR TO DATE ARREST CHARGES



Misdemeanor (84.21%) Violation (5.26%) Felony (10.53%)

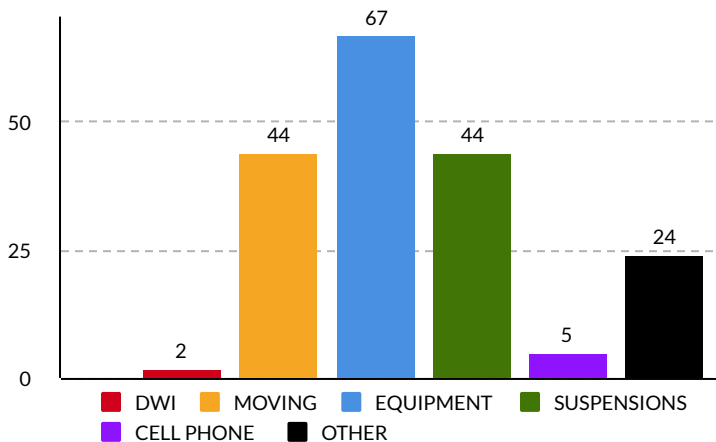


YTD TRAFFIC CRASHES



PROPERTY DAMAGE (64.71%) PERSONAL INJURY (5.88%) HIT AND RUN (29.41%)

MONTHLY TRAFFIC TICKETS 186



YEAR TO DATE TRAFFIC TICKETS 186

