

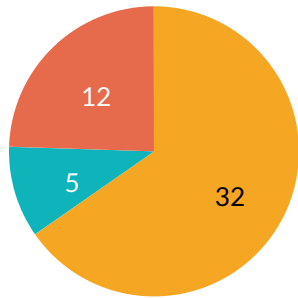
July 2022 Report

July 1, 2022 - July 31, 2022



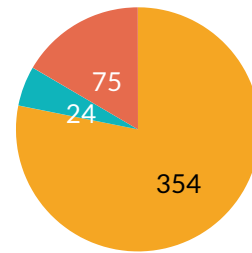
Warrants	EMS/Fire	Arrests	Total Incidents Month	Total Incidents YTD
Active Warrants 45	EMS/Fire Calls 67	Monthly 38	451	3244
Cleared Warrants YTD 54	EMS/Fire Calls YTD 461	YTD 294	Domestic Incidents Month 26	Domestic Incidents YTD 184

MONTHLY ARREST CHARGES

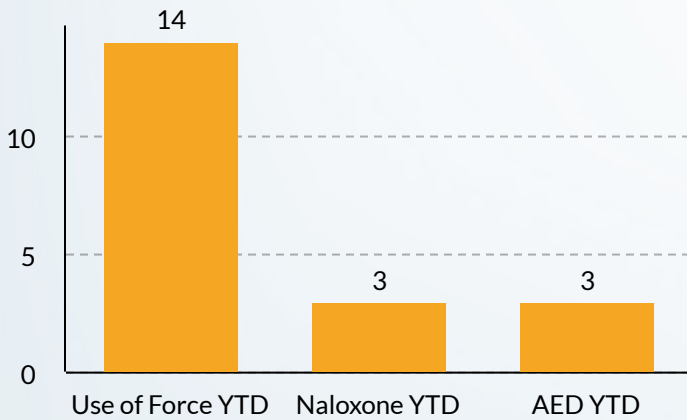


Misdemeanor (65.31%) Violation (10.2%) Felony (24.49%)

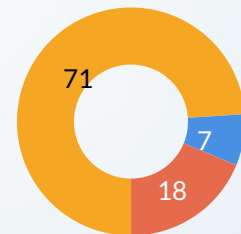
YEAR TO DATE ARREST CHARGES



Misdemeanor (78.15%) Violation (5.3%) Felony (16.56%)

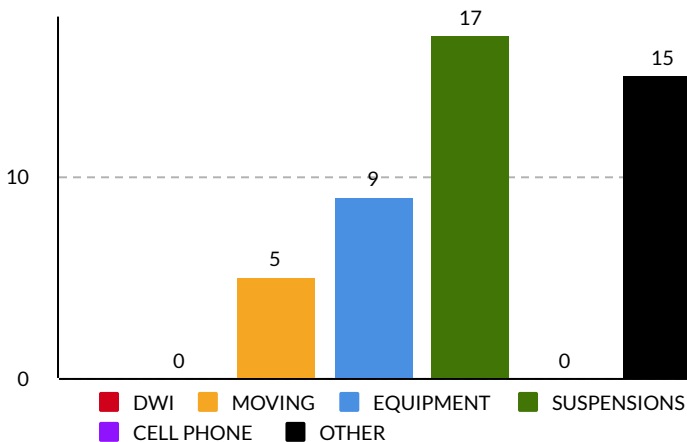


YTD TRAFFIC CRASHES



PROPERTY DAMAGE (73.96%) PERSONAL INJURY (7.29%) HIT AND RUN (18.75%)

MONTHLY TRAFFIC TICKETS



YEAR TO DATE TRAFFIC TICKETS 819

