

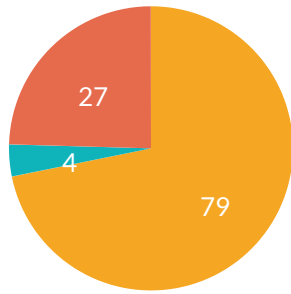
July 2023 Report

July 1, 2023 - July 31, 2023



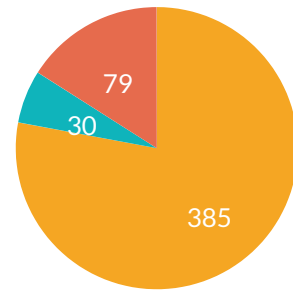
Warrants	EMS/Fire	Arrests	Total Incidents Month	Total Incidents YTD
Active Warrants 56	EMS/Fire Calls 74	Monthly 64	497	3321
Cleared Warrants YTD 54	EMS/Fire Calls YTD 470	YTD 327	Domestic Incidents Month 30	Domestic Incidents YTD 173

MONTHLY ARREST CHARGES



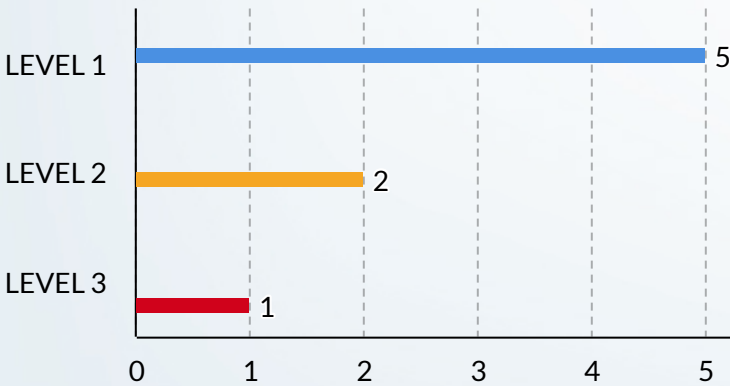
Misdemeanor (71.82%) Violation (3.64%) Felony (24.55%)

YEAR TO DATE ARREST CHARGES

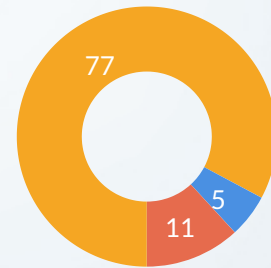


Misdemeanor (77.94%) Violation (6.07%) Felony (15.99%)

SEX OFFENDERS

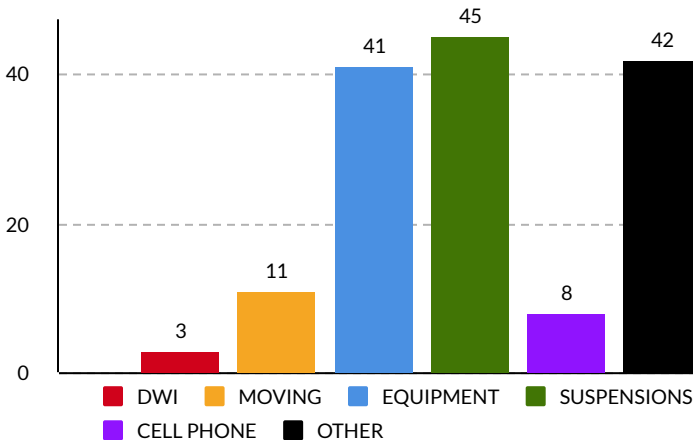


YTD TRAFFIC CRASHES



PROPERTY DAMAGE (82.8%) PERSONAL INJURY (5.38%) HIT AND RUN (11.83%)

MONTHLY TRAFFIC TICKETS 142



YEAR TO DATE TRAFFIC TICKETS 686

