

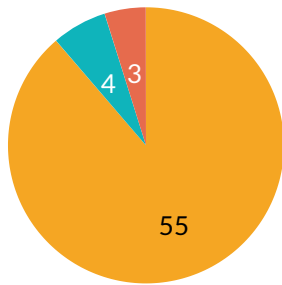
# June 2022 Report

June 1, 2022 - June 30, 2022



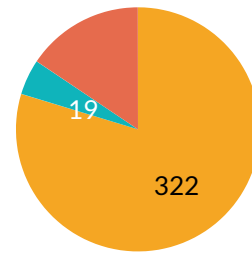
<b>Warrants</b> Active Warrants <b>52</b> Cleared Warrants YTD <b>39</b>	<b>EMS/Fire</b> EMS/Fire Calls <b>69</b> EMS/Fire Calls YTD <b>394</b>	<b>Arrests</b> Monthly <b>39</b> YTD <b>256</b>	Total Incidents Month <b>536</b> Domestic Incidents Month <b>23</b>	Total Incidents YTD <b>2788</b> Domestic Incidents YTD <b>158</b>
--	--	---	--	--

## MONTHLY ARREST CHARGES

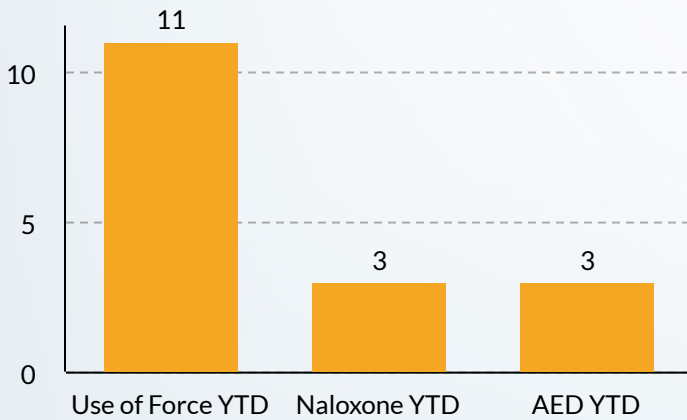


■ Misdemeanor (88.71%) 
 ■ Violation (6.45%) 
 ■ Felony (4.84%)

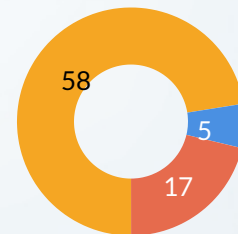
## YEAR TO DATE ARREST CHARGES



■ Misdemeanor (79.7%) 
 ■ Violation (4.7%) 
 ■ Felony (15.59%)

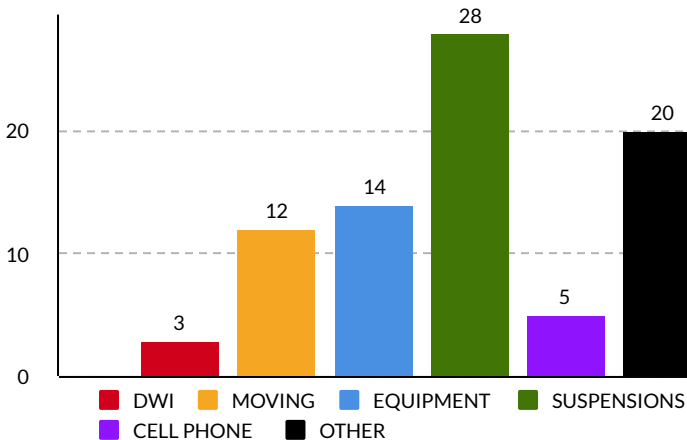


## YTD TRAFFIC CRASHES



■ PROPERTY DAMAGE (72.5%) 
 ■ PERSONAL INJURY (6.25%) 
 ■ HIT AND RUN (21.25%)

## MONTHLY TRAFFIC TICKETS 82



## YEAR TO DATE TRAFFIC TICKETS 773

