

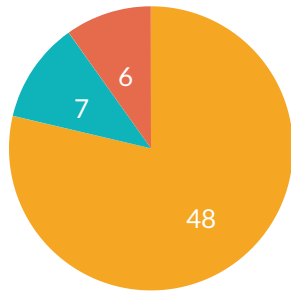
# June 2023 Report

June 1, 2023 - June 30, 2023



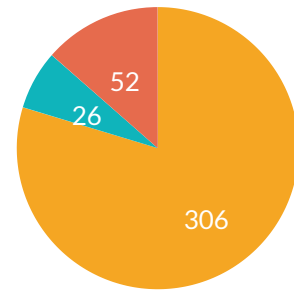
Warrants	EMS/Fire	Arrests	Total Incidents Month	Total Incidents YTD
Active Warrants <b>48</b>	EMS/Fire Calls <b>52</b>	Monthly <b>50</b>	<b>461</b>	<b>2824</b>
Cleared Warrants YTD <b>45</b>	EMS/Fire Calls YTD <b>396</b>	YTD <b>263</b>	Domestic Incidents Month <b>29</b>	Domestic Incidents YTD <b>143</b>

## MONTHLY ARREST CHARGES



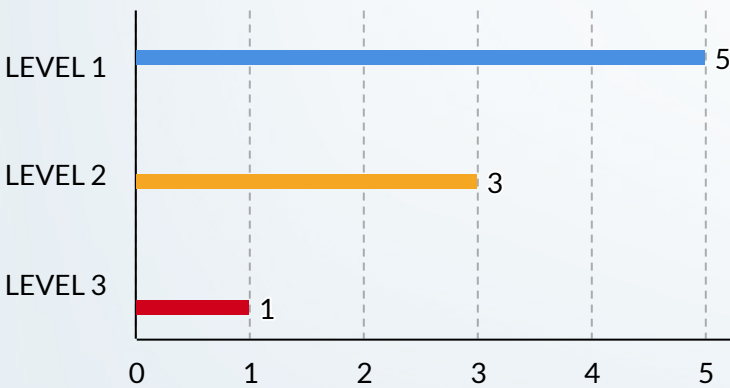
Misdemeanor (78.69%) Violation (11.48%) Felony (9.84%)

## YEAR TO DATE ARREST CHARGES

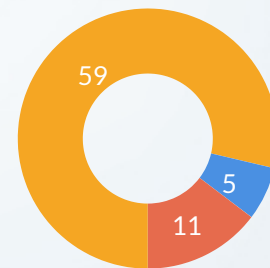


Misdemeanor (79.69%) Violation (6.77%) Felony (13.54%)

## SEX OFFENDERS

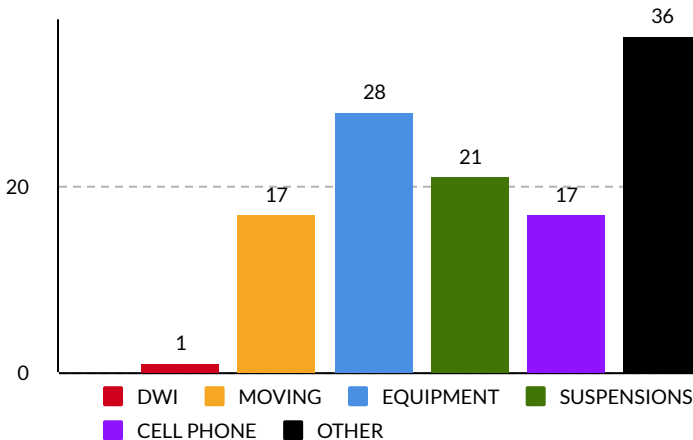


## YTD TRAFFIC CRASHES



PROPERTY DAMAGE (78.67%) PERSONAL INJURY (6.67%) HIT AND RUN (14.67%)

## MONTHLY TRAFFIC TICKETS 120



## YEAR TO DATE TRAFFIC TICKETS 806

