

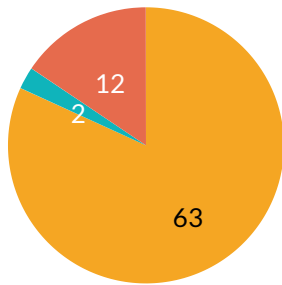
March 2022 Report

March 1, 2022 - March 31, 2022



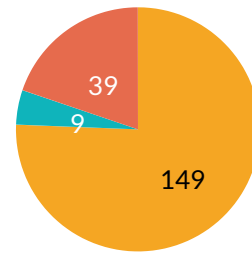
Warrants Active Warrants <h2>46</h2> Cleared Warrants YTD <h2>21</h2>	EMS/Fire EMS/Fire Calls <h2>68</h2> EMS/Fire Calls YTD <h2>203</h2>	Arrests Monthly <h2>45</h2> YTD <h2>123</h2>	Total Incidents Month <h2>455</h2> Domestic Incidents Month <h2>30</h2>	Total Incidents YTD <h2>1347</h2> Domestic Incidents YTD <h2>84</h2>
--	--	---	--	---

MONTHLY ARREST CHARGES 77

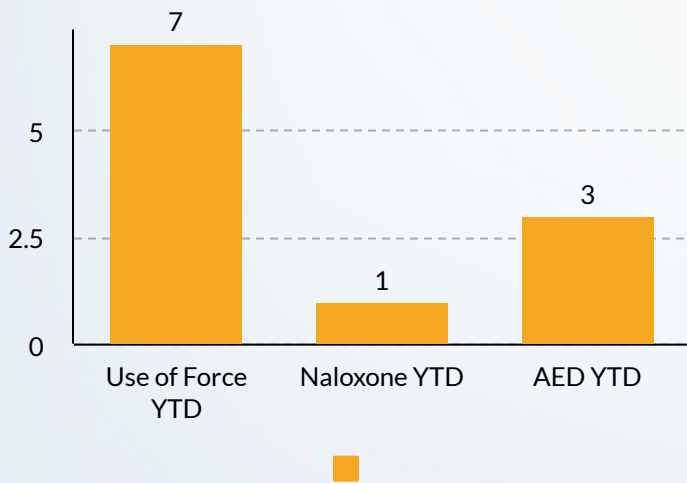


■ Misdemeanor (81.82%)
 ■ Violation (2.6%)
 ■ Felony (15.58%)

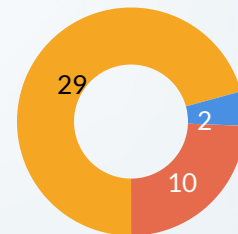
YEAR TO DATE ARREST CHARGES 197



■ Misdemeanor (75.63%)
 ■ Violation (4.57%)
 ■ Felony (19.8%)

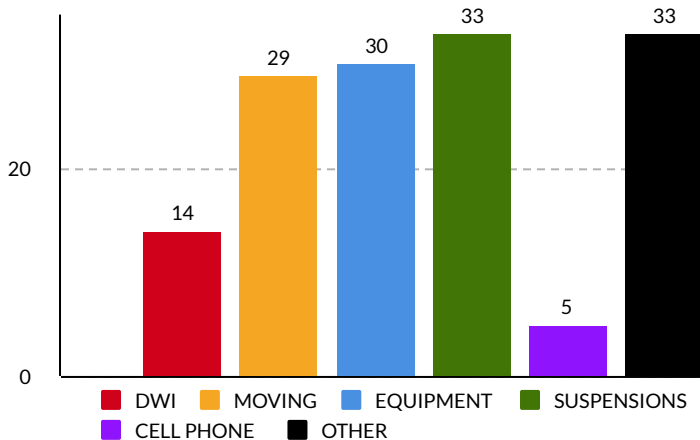


YTD TRAFFIC CRASHES



■ PROPERTY DAMAGE (70.73%)
 ■ PERSONAL INJURY (4.88%)
 ■ HIT AND RUN (24.39%)

MONTHLY TRAFFIC TICKETS 144



YEAR TO DATE TRAFFIC TICKETS 418

