

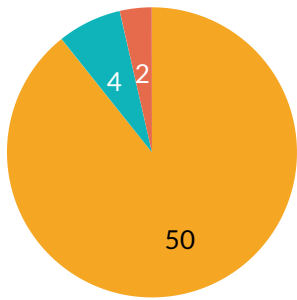
# March 2023 Report

March 1, 2023 - March 31, 2023



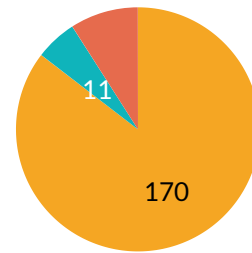
Warrants	EMS/Fire	Arrests	Total Incidents Month	Total Incidents YTD
Active Warrants <b>49</b>	EMS/Fire Calls <b>68</b>	Monthly <b>40</b>	<b>518</b>	<b>1331</b>
Cleared Warrants YTD <b>19</b>	EMS/Fire Calls YTD <b>197</b>	YTD <b>132</b>	Domestic Incidents Month <b>15</b>	Domestic Incidents YTD <b>72</b>

## MONTHLY ARREST CHARGES

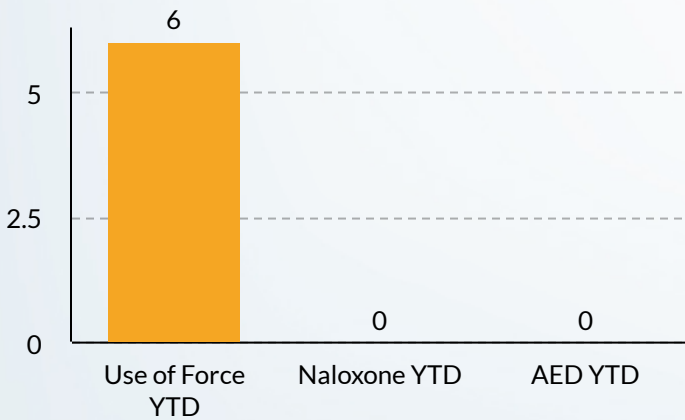


Misdemeanor (89.29%) Violation (7.14%) Felony (3.57%)

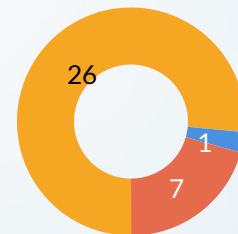
## YEAR TO DATE ARREST CHARGES



Misdemeanor (85.43%) Violation (5.53%) Felony (9.05%)

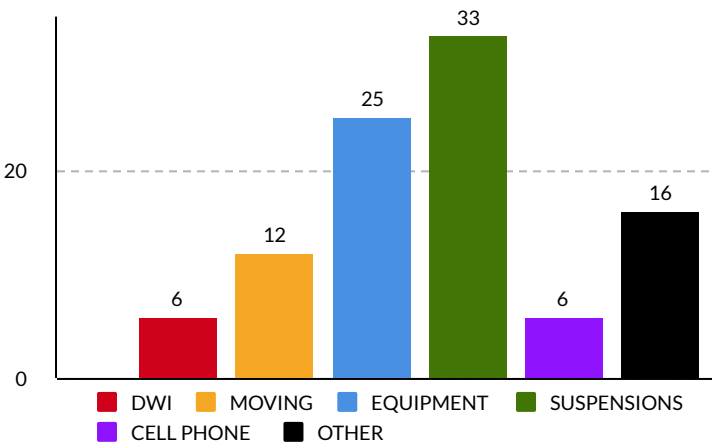


## YTD TRAFFIC CRASHES



PROPERTY DAMAGE (76.47%) PERSONAL INJURY (2.94%) HIT AND RUN (20.59%)

## MONTHLY TRAFFIC TICKETS 96



## YEAR TO DATE TRAFFIC TICKETS 428

