

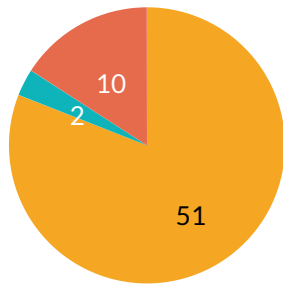
May 2022 Report

May 1, 2022 - May 31, 2022



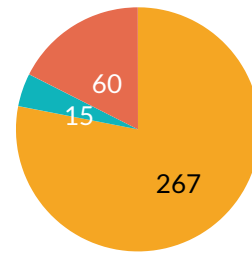
Warrants Active Warrants 47 Cleared Warrants YTD 31	EMS/Fire EMS/Fire Calls 63 EMS/Fire Calls YTD 325	Arrests Monthly 44 YTD 217	Total Incidents Month 479 Domestic Incidents Month 22	Total Incidents YTD 2252 Domestic Incidents YTD 135
--------------------------------------------------------------------------------------	------------------------------------------------------------------------------------	-------------------------------------------------------------	------------------------------------------------------------------------------	----------------------------------------------------------------------------

MONTHLY ARREST CHARGES 63

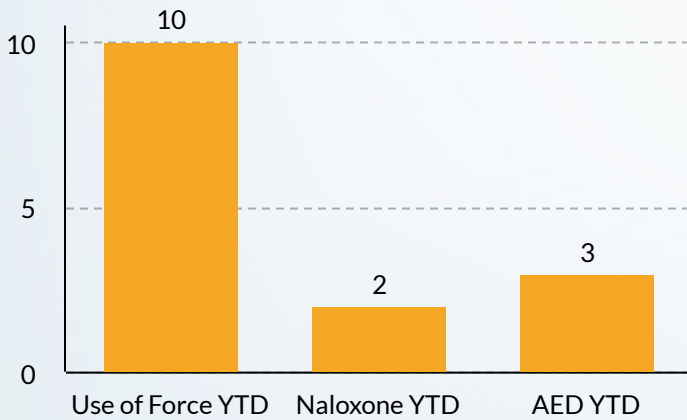


Misdemeanor (80.95%) Violation (3.17%) Felony (15.87%)

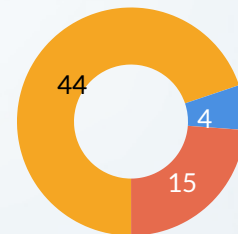
YEAR TO DATE ARREST CHARGES 342



Misdemeanor (78.07%) Violation (4.39%) Felony (17.54%)

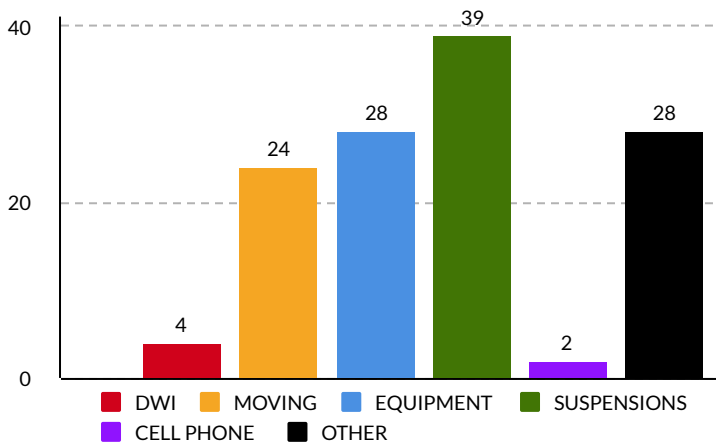


YTD TRAFFIC CRASHES



PROPERTY DAMAGE (69.84%) PERSONAL INJURY (6.35%) HIT AND RUN (23.81%)

MONTHLY TRAFFIC TICKETS 125



YEAR TO DATE TRAFFIC TICKETS 691

