

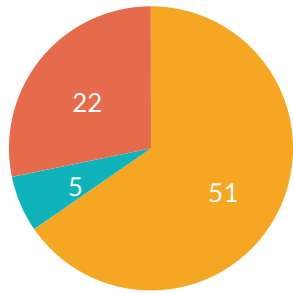
May 2023 Report

May 1, 2023 - May31, 2023



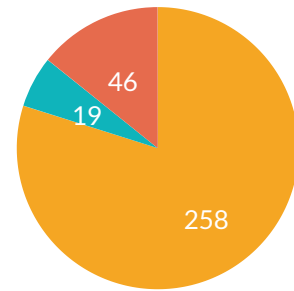
Warrants	EMS/Fire	Arrests	Total Incidents Month	Total Incidents YTD
Active Warrants 50	EMS/Fire Calls 65	Monthly 52	539	2363
Cleared Warrants YTD 35	EMS/Fire Calls YTD 344	YTD 213	Domestic Incidents Month 26	Domestic Incidents YTD 114

MONTHLY ARREST CHARGES



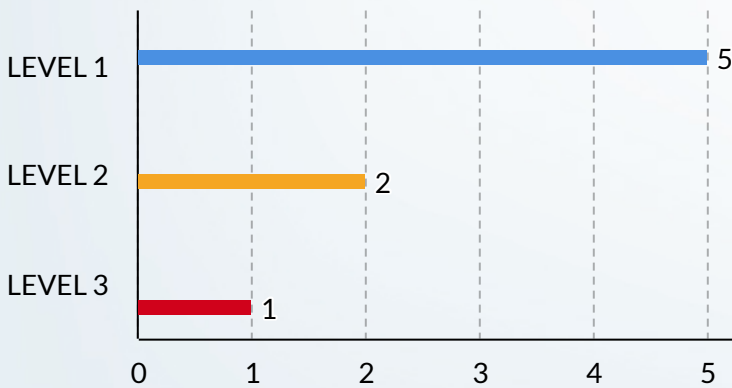
■ Misdemeanor (65.38%)
 ■ Violation (6.41%)
 ■ Felony (28.21%)

YEAR TO DATE ARREST CHARGES

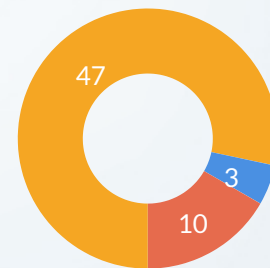


■ Misdemeanor (79.88%)
 ■ Violation (5.88%)
 ■ Felony (14.24%)

SEX OFFENDERS

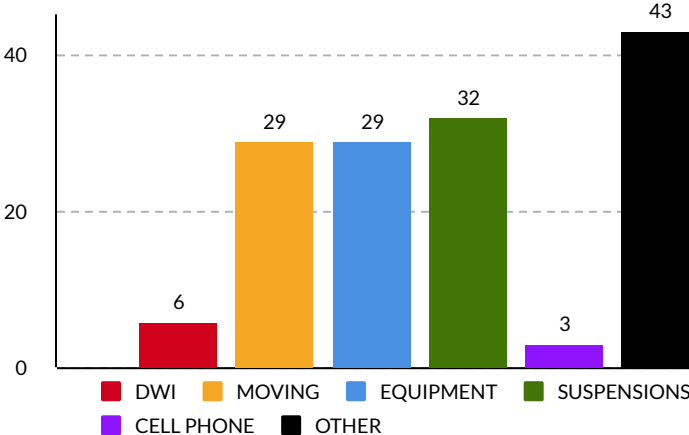


YTD TRAFFIC CRASHES



■ PROPERTY DAMAGE (78.33%)
 ■ PERSONAL INJURY (5%)
 ■ HIT AND RUN (16.67%)

MONTHLY TRAFFIC TICKETS 142



YEAR TO DATE TRAFFIC TICKETS 686

