

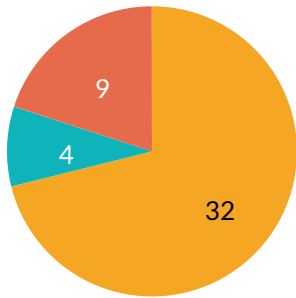
November 2022 Report

November 1, 2022 - November 30, 2022



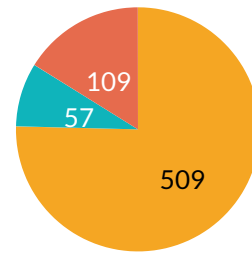
Warrants	EMS/Fire	Arrests	Total Incidents Month	Total Incidents YTD
Active Warrants 47	EMS/Fire Calls 62	Monthly 33	398	4991
Cleared Warrants YTD 83	EMS/Fire Calls YTD 699	YTD 456	Domestic Incidents Month 33	Domestic Incidents YTD 296

MONTHLY ARREST CHARGES

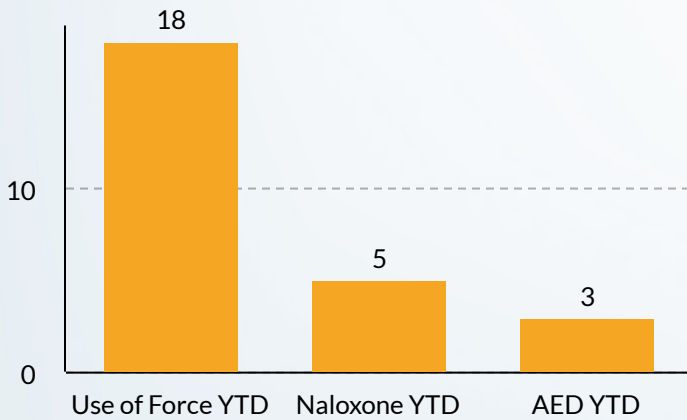


Misdemeanor (71.11%) Violation (8.89%) Felony (20%)

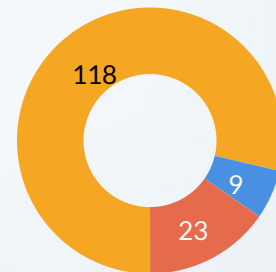
YEAR TO DATE ARREST CHARGES



Misdemeanor (75.41%) Violation (8.44%) Felony (16.15%)

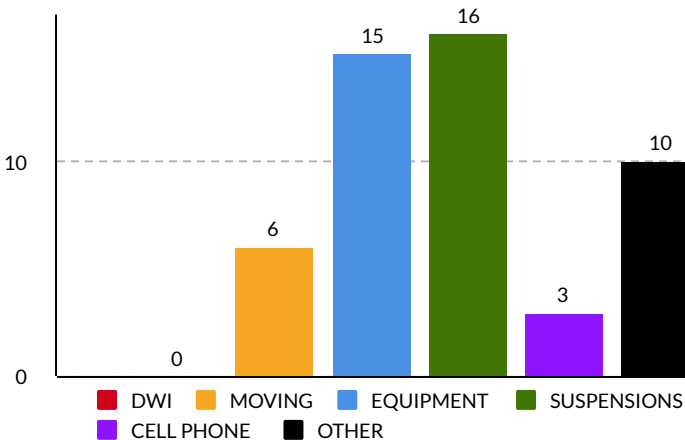


YTD TRAFFIC CRASHES



PROPERTY DAMAGE (78.67%) PERSONAL INJURY (6%) HIT AND RUN (15.33%)

MONTHLY TRAFFIC TICKETS 50



YEAR TO DATE TRAFFIC TICKETS 1195

