

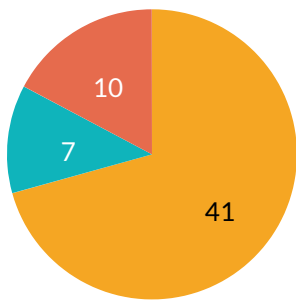
October 2022 Report

October 1, 2022 - October 31, 2022



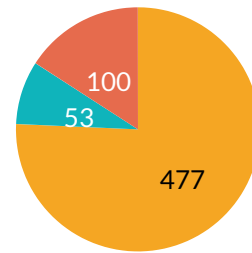
Warrants	EMS/Fire	Arrests	Total Incidents Month	Total Incidents YTD
Active Warrants 44	EMS/Fire Calls 57	Monthly 40	398	4582
Cleared Warrants YTD 77	EMS/Fire Calls YTD 637	YTD 423	Domestic Incidents Month 30	Domestic Incidents YTD 263

MONTHLY ARREST CHARGES

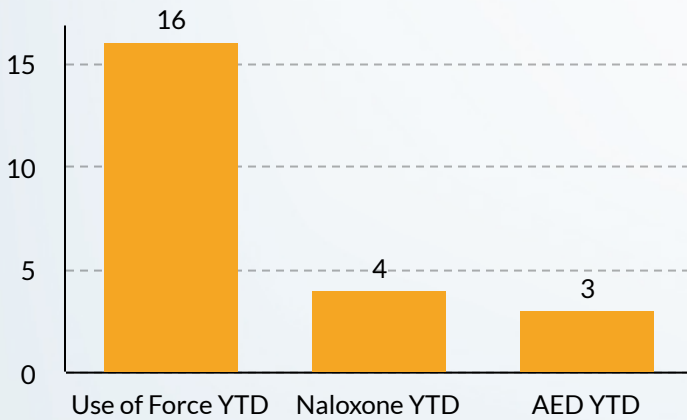


Misdemeanor (70.69%) Violation (12.07%)
Felony (17.24%)

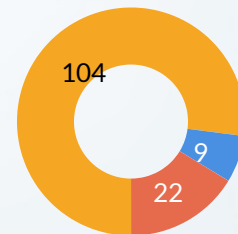
YEAR TO DATE ARREST CHARGES



Misdemeanor (75.71%) Violation (8.41%)
Felony (15.87%)

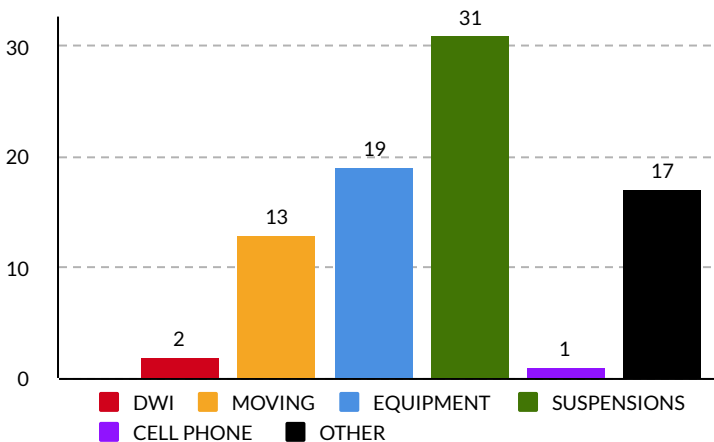


YTD TRAFFIC CRASHES



PROPERTY DAMAGE (77.04%) PERSONAL INJURY (6.67%)
HIT AND RUN (16.3%)

MONTHLY TRAFFIC TICKETS 83



YEAR TO DATE TRAFFIC TICKETS 1145

