

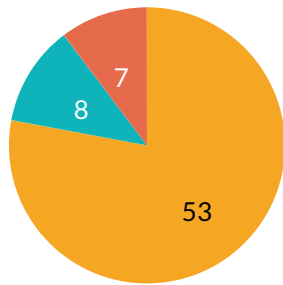
September 2022 Report

September 1, 2022 - September 30, 2022



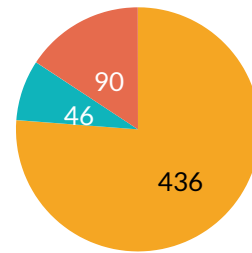
Warrants Active Warrants 43 Cleared Warrants YTD 67	EMS/Fire EMS/Fire Calls 59 EMS/Fire Calls YTD 580	Arrests Monthly 48 YTD 383	Total Incidents Month 465 Domestic Incidents Month 21	Total Incidents YTD 4184 Domestic Incidents YTD 233
--	--	---	--	--

MONTHLY ARREST CHARGES

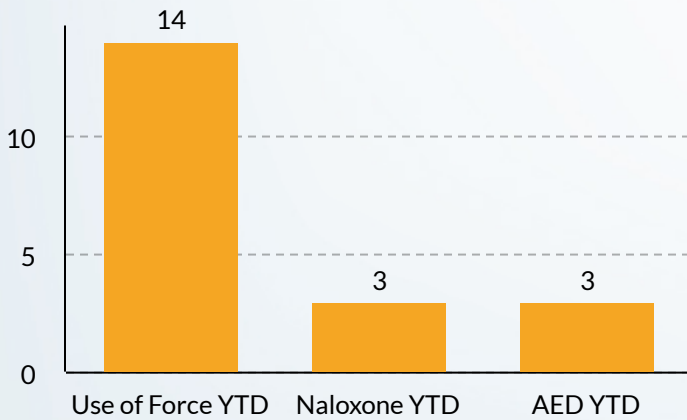


■ Misdemeanor (77.94%)
 ■ Violation (11.76%)
 ■ Felony (10.29%)

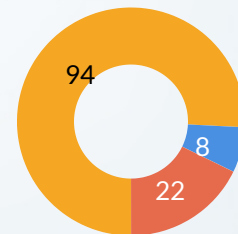
YEAR TO DATE ARREST CHARGES



■ Misdemeanor (76.22%)
 ■ Violation (8.04%)
 ■ Felony (15.73%)

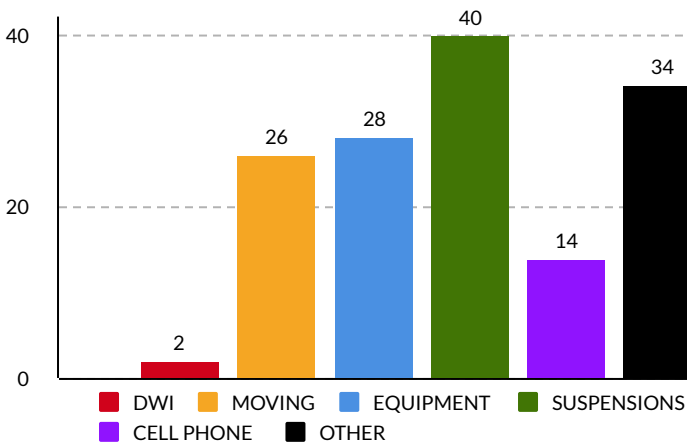


YTD TRAFFIC CRASHES



■ PROPERTY DAMAGE (75.81%)
 ■ PERSONAL INJURY (6.45%)
 ■ HIT AND RUN (17.74%)

MONTHLY TRAFFIC TICKETS 144



YEAR TO DATE TRAFFIC TICKETS 1062

